



RAZOR[®]HD GEN II-E

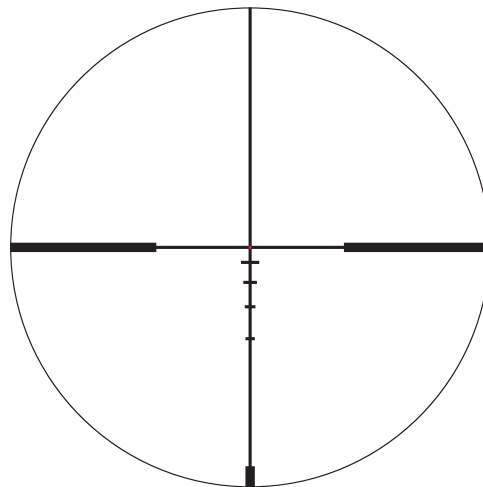
1-6x24 | SECOND FOCAL PLANE

JM-1 BDC MOA RETICLE

The Vortex JM-1 Reticle

Designed with input from world-renowned competitive shooter, instructor and gunsmith, Jerry Miculek. The Vortex[®] exclusive JM-1 BDC reticle facilitates rapid shooting at distances from 20 to 600 yards with popular .223/5.56mm and .308/7.62mm loads.

The versatile JM-1 BDC reticle can also be used effectively with a wide variety of other firearms and loads using the Precision BDC Technique outlined on page 4 of this manual.



Close-up View of JM-1 Reticle

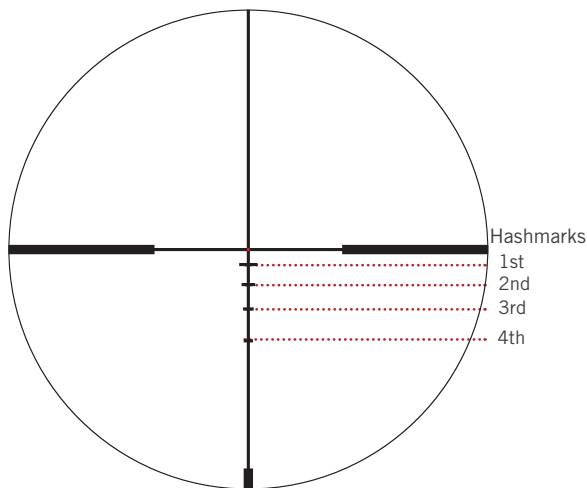
RIFLESCOPE ADJUSTMENTS

Using the Reticle for Bullet Drop Compensation

Standard BDC Technique

For best results, most rifles should be zeroed in at 200 yards using the center crosshair. Consult the riflescope owner's manual for sight-in techniques.

Once the rifle has been sighted in, the lower hashmarks can be used as aiming points at the corresponding distances listed on page 3. For most popular rifles and loads, the hashmarks will provide accuracy within 0–3 inches of your aiming point.



Standard Bullet Drop for Popular 5.56 mm / .223 Loads

5.56 mm / .223 55 - 77 grain boat tail bullets

2700 - 3000 FPS muzzle velocity

Main crosshair zeroed 200 yards

Hashmark	Distance	Bullet Drop
1st	300 Yards	7.5 Inches
2nd	400 Yards	23.5 Inches
3rd	500 Yards	50 Inches
4th	600 Yards	92 Inches

Standard Bullet Drop for Popular 7.62 mm / .308 Loads

7.62 mm/.308 Winchester 168 grain boat tail bullets

2650 FPS muzzle velocity

7.62 mm/.308 Winchester 175 grain boat tail bullets

2600 FPS muzzle velocity

Main crosshair zeroed 200 yards

Hashmark	Distance	Bullet Drop
1st	285 Yards	7.2 Inches
2nd	385 Yards	22 Inches
3rd	485 Yards	47.4 Inches
4th	600 Yards	92 Inches

Note: It is important to understand that the previously-listed subtensions and yardages are designed to work with the riflescope set at the highest magnification. *The main crosshair zeroed at 200 yards can always be used at **any** magnification.*

Using the Reticle for Bullet Drop Compensation

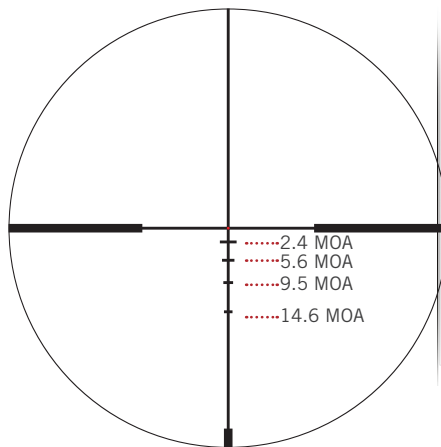
Precision BDC Technique

If you wish to get the very best accuracy from the JM-1 BDC reticle or work with loads and zero's other than those listed here, you can custom match the exact ballistics of your particular load to the drop hashmarks of the reticle using ballistic programs such as Vortex's LRBC (Long Range Ballistics Calculator).



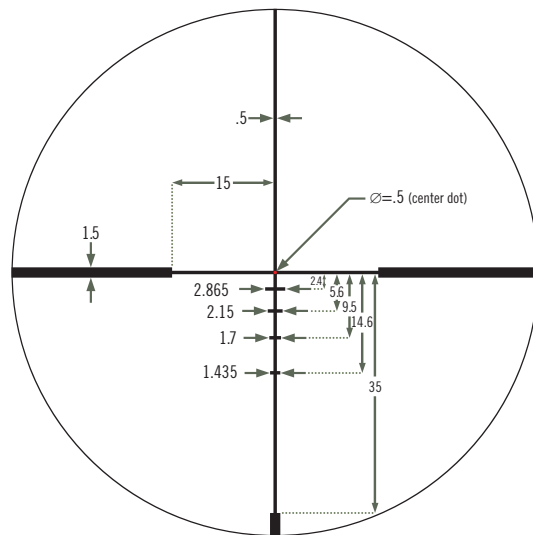
Visit vortexoptics.com for the Vortex Long Range Ballistics Calculator.

The basic technique is to input your load and data for environmental conditions into the LRBC program and then generate a drop chart. Select MOAs for the drop display, and choose 10-Yard Range Increments. Look for MOA drops on the chart that are close as possible to the MOA drops shown on the reticle image below (2.4, 5.6, 9.5, 14.6). Then, simply cross reference the listed yardage numbers—save these yardages for field reference and use.



Range	Drop	Wind
Yards	1 moa	1 moa
250	-2.3	-1.7 R
260	-2.5	-1.8 R
270	-2.8	-1.9 R
280	-3.0	-2.0 R
290	-3.3	-2.1 R
300	-3.5	-2.1 R
310	-3.8	-2.2 R
320	-4.0	-2.3 R
330	-4.3	-2.4 R
340	-4.6	-2.5 R
350	-4.9	-2.6 R
360	-5.1	-2.6 R
370	-5.4	-2.7 R
380	-5.7	-2.8 R
390	-6.0	-2.8 R

JM-1 BDC Reticle Subtensions



Notes:

Subtensions measured in MOA.

Ø = Diameter

Reticle image shown for representation only.

WWW.VORTEXOPTICS.COM

THE FORCE OF OPTICS®